

















**Prese ad Innesto Rapido** - Quick Couplings - Schnellverschluss Kupplungen - Coupleurs Automatiques - Enchufes Rápidos - Conexões de Engate Rápido

<p><b>SERIE UNI ISO 6150 A-6</b></p>  <p><b>Serie 100</b> Pag. 16.7 - 16.10</p>	<p><b>SERIE MIGNON</b></p>  <p><b>Serie 110</b> Pag. 16.11 - 16.16</p>	<p><b>SERIE UNI ISO 6150 B-12</b></p>  <p><b>Serie 120</b> Pag. 16.17 - 16.22</p>	<p><b>ITALIAN PROFILE</b></p>  <p><b>Serie 120</b> Pag. 16.23 - 16.28</p>
<p><b>SERIE UNI ISO 6150 B-15</b></p>  <p><b>Serie 130</b> Pag. 16.29 - 16.33</p>	<p><b>SERIE UNI ISO 6150 C-10</b></p>  <p><b>Serie 140</b> Pag. 16.34 - 16.39</p>	<p><b>EUROPEAN PROFILE</b></p>  <p><b>Serie 160</b> Pag. 16.40 - 16.45</p>	<p><b>SWISS PROFILE</b></p>  <p><b>Serie 170</b> Pag. 16.46 - 16.50</p>
<p><b>MIGNON PROFILE</b></p>  <p><b>Serie 180</b> Pag. 16.51 - 16.54</p>	<p><b>MULTISOCKET</b></p>  <p><b>Serie 190 - 63190</b> Pag. 16.55 - 16.61</p>	<p><b>JAPANESE PROFILE</b></p>  <p><b>Serie 400</b> Pag. 16.62 - 15.64</p>	<p><b>MINI DN 2,7</b></p>  <p><b>Serie 700</b> Pag. 16.65 - 16.67</p>
<p><b>SERIE UNI ISO 6150 B-17</b></p>  <p><b>Serie 710</b> Pag. 16.68 - 16.70</p>	<p><b>B-SOCKET EUROPEAN</b></p>  <p><b>Serie 720</b> Pag. 16.71 - 16.74</p>	<p><b>EUROPEAN PROFILE</b></p>  <p><b>Serie 730</b> Pag. 16.75 - 16.80</p>	<p><b>EUROPEAN PROFILE</b></p>  <p><b>Serie 740</b> Pag. 16.81 - 16.83</p>

**Prese di Sicurezza ad Innesto Rapido** - Safety Quick Couplings - Kupplungen Sicherheit - Coupleurs de Sécurité - Enchufes de Seguridad - Conexões de Segurança

<p><b>SERIE UNI ISO 6150 B-12</b></p>  <p><b>Serie 620</b> Pag. 16.85 - 16.88</p>	<p><b>ITALIAN PROFILE</b></p>  <p><b>Serie 650</b> Pag. 16.89 - 16.90</p>	<p><b>EUROPEAN PROFILE</b></p>  <p><b>Serie 660</b> Pag. 16.91 - 16.92</p>	<p><b>SWISS PROFILE</b></p>  <p><b>Serie 670</b> Pag. 16.93 - 16.94</p>
<p><b>SERIE UNI ISO 6150 B-12</b></p>  <p><b>Serie OB120</b> Pag. 16.97 - 16.99</p>	<p><b>SERIE UNI ISO 6150 C-10</b></p>  <p><b>Serie OB140</b> Pag. 16.100 - 16.102</p>		

**Giunti ad Innesto Rapido per Raffreddamento Stampi** - Quick Couplings for Molding Cooling - Schnellkupplungen Für Spritzgussanwendungen - Coupleurs pour Moules D'injection - Enchufes Rápidos para Refrigeración de Moldes - Conexões de Engate Rápido para Resfriamento de Moldes

<p><b>FRENCH PROFILE DN 8 - DN 12</b></p>  <p><b>Series 410 - 420 - 510 - 520</b> Pag. 16.104 - 16.110</p>	<p><b>INTERNATIONAL PROFILE DN 6 - DN 9</b></p>  <p><b>Series 430 - 440 - 530 - 540</b> Pag. 16.112 - 16.119</p>	<p><b>EUROPEAN PROFILE DN 6 - DN 9</b></p>  <p><b>Series 460 - 470 - 560 - 570</b> Pag. 16.120 - 16.127</p>	<p><b>6049</b></p>  <p>Pag. 16.128</p>
---	---	---	---

**Pistole di Soffiaggio** - Blow Guns - Blaspistolen - Soufflettes - Pistolas Sopladoras - Pistola de Ar

<p><b>Series 360</b></p>  <p>Pag. 16.130 - 16.131</p>	<p><b>Series 300</b></p>  <p>Pag. 16.133 - 16.135</p>	<p><b>Spare Parts</b></p>  <p>Pag. 16.136</p>	<p><b>Series 340</b></p>  <p>Pag. 16.137 - 16.138</p>
--	--	---	--

Aignep si riserva il diritto di variare modelli e ingombri senza preavviso - Aignep reserves the right to vary models and dimensions without notice - Aignep behält sich das Recht vor, Daten ohne Ankündigung zu ändern  
 Aignep se reserva el derecho de modificar modelos y dimensiones sin previo aviso - Aignep reserva-se o direito de alterar os modelos e dimensões sem prévio aviso

**GIUNTI AD INNESTO RAPIDO E PISTOLE AD ARIA**

*AUTOMATIC QUICK COUPLINGS AND BLOW GUNS*

*SCHNELLVERSCHLUSS-KUPPLUNGEN UND BLASPISTOLEN*

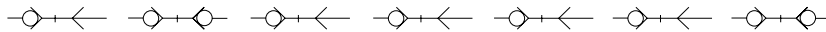
*COUPLEURS AUTOMATIQUES ET SOUFFLETTES*

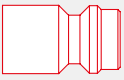
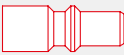
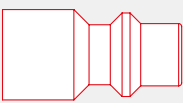
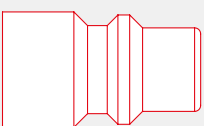
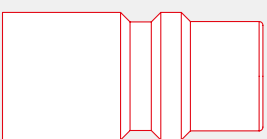
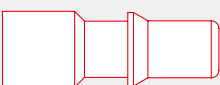
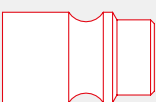
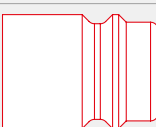
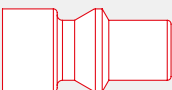
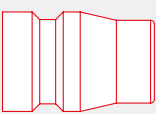
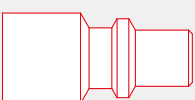

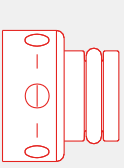
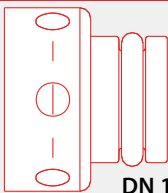

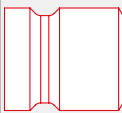
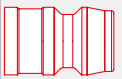

*ENCHUFES RÁPIDOS Y PISTOLAS DE AIRE*

*CONEXÕES DE ENGATE RÁPIDO E PISTOLAS DE AR*



**Serie Quick Couplings**



PLUG PROFILE 1:1	STANDARD	SINGLE SHUT OFF	DOUBLE SHUT OFF	STANDARD	MULTI	SAFETY	INOX	DOUBLE SHUT OFF
	<b>DN 5</b> MIGNON	<b>210</b> Pag. 15.11	<b>280</b> Pag. 15.51	<b>110</b> Pag. 15.11				<b>180</b> Pag. 15.51
	<b>DN 2.5</b> UNI-ISO 6150-A6	<b>200</b> Pag. 15.7		<b>100</b> Pag. 15.7				
	<b>DN 5.5</b> UNI-ISO 6150-B12 INDUSTRIAL 1/4	<b>220</b> Pag. 15.17		<b>120</b> Pag. 15.17	<b>190</b> Pag. 15.55	<b>620</b> Pag. 15.87 <b>OB120</b> Pag. 15.97		
	<b>DN 9</b> UNI-ISO 6150-B15 INDUSTRIAL 3/8	<b>230</b> Pag. 15.29		<b>130</b> Pag. 15.29	<b>720</b> Pag. 15.71			
	<b>DN 12</b> UNI-ISO 6150-B17 INDUSTRIAL 1/2	<b>810</b> Pag. 15.68		<b>710</b> Pag. 15.68				
	<b>DN 5.5</b> UNI-ISO 6150-C10	<b>240</b> Pag. 15.34		<b>140</b> Pag. 15.34		<b>OB140</b> Pag. 15.100		
	<b>DN 7.5 - 7.8</b> EUROPEAN	<b>260</b> <b>63260</b> Pag. 15.40 Pag. 15.59	<b>840</b> Pag. 15.81	<b>160</b> Pag. 15.40 <b>730</b> Pag. 15.75	<b>190</b> Pag. 15.55	<b>660</b> Pag. 15.91	<b>63190</b> Pag. 15.59	<b>740</b> Pag. 15.81
	<b>DN 10</b> EUROPEAN DN 10	<b>820</b> Pag. 15.71		<b>720</b> Pag. 15.71				
	<b>DN 5.5</b> SWISS	<b>270</b> Pag. 15.46		<b>170</b> Pag. 15.46	<b>190</b> Pag. 15.55	<b>670</b> Pag. 15.93		
	<b>DN 7.5</b> JAPANESE	<b>500</b> Pag. 15.62		<b>400</b> Pag. 15.62				
	<b>DN 5</b> ITALIAN	<b>250</b> Pag. 15.23		<b>120</b> Pag. 15.23	<b>190</b> Pag. 15.55	<b>650</b> Pag. 15.89		
	<b>DN 2.7</b> MINI	<b>800</b> Pag. 15.65		<b>700</b> Pag. 15.65				
	<b>DN 8</b> FRENCH	<b>510</b> Pag. 15.106		<b>410</b> Pag. 15.106				
	<b>DN 12</b> FRENCH	<b>520</b> Pag. 15.109		<b>420</b> Pag. 15.109				
	<b>DN 6</b> INTERNATIONAL	<b>530</b> Pag. 15.114		<b>430</b> Pag. 15.114				
	<b>DN 9</b> INTERNATIONAL	<b>540</b> Pag. 15.117		<b>440</b> Pag. 15.117				
	<b>DN 6</b> EUROPEAN	<b>560</b> Pag. 15.122		<b>460</b> Pag. 15.122				
	<b>DN 9</b> EUROPEAN	<b>570</b> Pag. 15.125		<b>470</b> Pag. 15.125				

AIR

WATER / OIL

RECTUS/LEGRIS PARKER 21/90	CAMOZZI 5050 - 5150	CEJN 220		FESTO KD - KS 3		
RECTUS/PARKER 21/90	CAMOZZI 5050 - 5150	CEJN 200				
				FESTO KD - KS 2		
RECTUS/LEGRIS 23/24 PARKER 20/30 - 1/4 TEMA 1400	HANSEN 3000	CEJN 310	INDUSTRIAL 1/4	GROMELLE 600	US - MIL SPEC C-4109	
RECTUS/LEGRIS 30 PARKER 30 - 3/8	HANSEN 4000	CEJN 430	INDUSTRIAL 3/8	GROMELLE 900	US - MIL SPEC C-4109	
RECTUS 37	HANSEN 5000	CEJN 550		GROMELLE 1300	US - MIL SPEC C-4109	
RECTUS/LEGRIS 18			AIR			
RECTUS/LEGRIS 25/26/1600/1625 TEMA 1600	CAMOZZI 5080 - 5180	CEJN 320			FESTO KD - KS 6 KD - KS 4	
RECTUS/LEGRIS 27		CEJN 410				
RECTUS/LEGRIS 14/22 PARKER 50	HANSEN 210	CEJN 300		ARO 210		
RECTUS/LEGRIS 13	SMC KK130	CEJN 315	NITTO KOHKI 200			
RECTUS/LEGRIS PARKER 20/91				FESTO KD - KS 2		
RECTUS 608			WATER / OIL			
RECTUS 612						
RECTUS 86	DME 1/4					
RECTUS 87	DME 3/8					
RECTUS 10	HASCO Z80/811HT/9 [Øe 9]	CEJN 220 - 221 - 225				
RECTUS 11	HASCO Z80/811HT/13 [Øe 13.5]					

La gamma dei giunti ad innesto rapidi Aignep permette una risposta adeguata ai molteplici bisogni dei nostri clienti. Le differenti applicazioni, le prestazioni e l'affidabilità, sono i vantaggi dati dall'insieme di questa importantissima gamma.

A semplice o doppia intercettazione in ottone nichelato, in acciaio inox, conformi alle principali norme di riferimento possono essere utilizzati per veicolare molteplici fluidi.

A completamento pistole di soffiaggio.

#### Principali vantaggi

- Passaggi da DN 2,5 a 12 mm
- Profili normalizzati
- Gamme Multipresa
- Montaggio con una sola mano
- Leggerezza ed ingombro ridotto
- Versioni di sicurezza
- Raffreddamento stampi normalizzati
- Silicon Free

#### Applicazioni

- Impianti Aria Compressa e Strumenti
- Automazione Pneumatica e Fluidica
- Food & Beverage
- Life & Sciences
- Raffreddamento stampi
- Gas inerti, versioni per vuoto

*Aignep range of quick couplings is able to satisfy multiple needs of our customers.*

*Wide variety of models: single & double shut-off, multisocket, safety.*

*The most popular profiles and nominal diameters available in nickel-plated brass and stainless steel.*

*For compressed air and for moulding injection cooling system.*

*To complete the line a wide range of air blow guns.*

#### Main advantages

- DN 2,5 - 12 mm
- Standard profiles
- Multisocket
- Single handed operation
- Light and compact
- Safety version
- Moulding couplers
- Silicon Free

#### Applications

- Compressed Air & Tools
- Pneumatic & Fluidtechnology
- Food & Beverage
- Life & Sciences
- Cooling System
- Inert Gases, Vacuum

*Die Schnellverschlusskupplungs-Serie von Aignep antwortet auf die vielfältigen Bedürfnisse unserer Kunden. Zahlreiche verschiedene Modelle: Einzel- und Doppelabspernung, Mehrfachstecker, Sicherheitskupplungen.*

*Die beliebtesten Profile und Nennweiten sind aus vernickeltem Messing und Edelstahl verfügbar.*

*Für Druckluft und für Spritzguss-Kühlsysteme. zu formen. Zur Vervollständigung der Serie eine große Auswahl an Blaspistolen.*

#### Hauptvorteile

- DN 2,5 - 12 mm
- Standard Profile
- Mehrfachstecker
- Einhändige Bedienung
- Leicht und kompakt
- Sicherheits Versionen
- Spritzwerkzeug-Kühlung
- Silikonfrei

#### Anwendungen

- Druckluft & Werkzeuge
- Pneumatik und Fluidtechnik
- Lebensmittel & Getränke
- Life Science
- Kühlsysteme
- Inertgase, Vakuum



FR

Les coupleurs rapides Aignep répondent à de nombreuses utilisations. Grande variété de modèles en version simple et double obturation, multiprise, de sécurité. Les profils et les diamètres nominaux les plus courants sont disponibles en laiton nickelé et acier inoxydable 316L.

Pour air comprimé et tous fluides industriels ainsi qu'une gamme dédiée pour le refroidissement des moules dans l'injection plastique. Une large gamme de soufflettes vient compléter notre offre.

### Principaux avantages

- DN 2,5 - 12 mm
- Profils standards
- Multisocket
- Opération d'une seule main
- Léger et compact
- Version de sécurité
- Coupleurs pour moule
- Sans silicone

### Applications

- Air comprimé
- Outillage pneumatique
- Agro alimentaire
- Sciences de la vie
- Système de refroidissement
- Gaz neutres, vide

ES

La gama de enchufes rápidos Aignep permite una respuesta adecuada a las múltiples necesidades de nuestros clientes. Las diferentes aplicaciones, las prestaciones y la fiabilidad, son las ventajas que ofrece esta importantísima gama.

A simple y doble obturación en latón níquelado, acero inox, conforme a las principales normas de referencia pueden ser utilizados para vehicular múltiples fluidos. Completan esta gama las pistolas de soplado.

### Principales ventajas

- Pasos de DN 2,5 a 12 mm
- Perfiles normalizados
- Gama Multipresa
- Montaje con una sola mano
- Ligereza y reducidas dimensiones
- Versión de seguridad
- Refrigeración de moldes normalizados
- Libres de sílicona

### Aplicaciones

- Instalaciones de aire comprimido y herramientas
- Automatización neumática y fluidica
- Alimentos y bebidas
- Life & Science
- Refrigeración de moldes
- Gases inertes, versiones para vacío

PT

A linha de engates rápidos Aignep pode satisfazer as diferentes necessidades dos consumidores. Ampla gama: fechamento simples ou duplo, multisocket, segurança.

Os itens mais populares e diâmetros nominais estão disponíveis em latão níquelado ou aço inox.

A linha é adequada para ar comprimido e resfriamento de moldagem.

Completam a linha as pistolas de ar.

### Pricipais Vantagens

- DN 2,5 - 12 mm
- Perfil-padrão
- Multisocket
- Instalação fácil - com uma só mão
- Leve e compacta
- Engate de Segurança
- Engates Resfriamento
- Livre de sílicone

### Aplicação

- Ar Comprimido & Ferramentas
- Pneumática & Tecnologia de Fluidos
- Alimentos e bebidas
- Life & Sciences
- Sistemas de Resfriamento
- Gases Inertes, Vácuo

**SERIE 400 JAPANESE PROFILE**



**CARATTERISTICHE TECNICHE**  
 TECHNICAL CHARACTERISTICS  
 TECHNISCHE ANGABEN  
 CARACTÉRISTIQUES TECHNIQUES  
 CARACTERÍSTICAS TÉCNICAS  
 CARACTERÍSTICAS TÉCNICAS



**Norma di Riferimento**

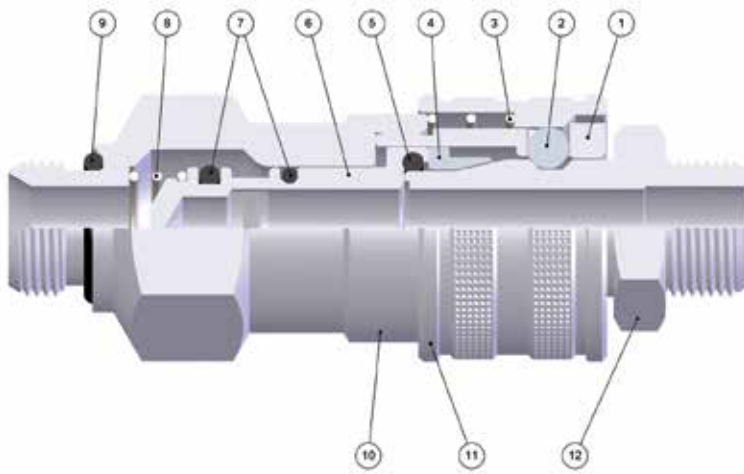
- Reference standard
- Entspricht der Norm
- Norme de référence
- Normativa de referencia
- Norma de referència

1907/2006  
**REACH** ✓

2011/65/CE  
**RoHS** ✓

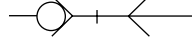
PED  
 2014/68/UE

SILICON  
 FREE

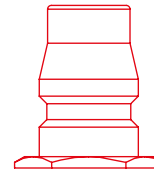


**FKM A RICHIESTA**  
 IF REQUESTED FKM  
 FKM AUF ANFRAGE  
 FKM SUR DEMANDE  
 FKM BAJO DEMANDA  
 FKM SOB ENCOMENDA

DN  
 7.5 mm



JAPANESE



1:1

Materiali e Componenti	IT	Component Parts and Materials	GB	Komponenten und Materialien	DE
1 Corpo in Ottone Nichelato 2 Sfera in Acciaio AISI 420 3 Molla Ghiera in Acciaio AISI 302 4 Anello Guida Innesto in Acciaio AISI 303 5 Guarnizione O-Ring in NBR 6 Otturatore in Ottone Nichelato 7 Guarnizione O-Ring in NBR 8 Molla Otturatore in Acciaio AISI 302 9 Guarnizione O-Ring Filetto attacco finale in NBR 10 Attacco Terminale in Ottone Nichelato 11 Ghiera in Ottone Nichelato 12 Innesto in Acciaio		1 Nickel-Plated Brass Body 2 Stainless Steel AISI 420 Balls 3 Stainless Steel AISI 302 Ring Nut Spring 4 Stainless Steel AISI 303 Guide Ring Coupling 5 NBR O-Ring Seals 6 Nickel-Plated Brass Shutter 7 NBR O-Ring Seals 8 Stainless Steel AISI 302 Shutter Spring 9 Thread Final Connection NBR O-Ring Seals 10 Nickel-Plated Brass Coupling Back Part 11 Nickel-Plated Brass Sleeve 12 Steel Plug Outline		1 Körper Messing Vernickelt 2 Kugel Edelstahl AISI 420 3 Entriegelungsfeder Edelstahl AISI 302 4 Führungsring Edelstahl AISI 303 5 O-Ring NBR 6 Verschluss Messing Vernickelt 7 O-Ring NBR 8 Verschlussfeder Edelstahl AISI 302 9 O-Ring NBR 10 Einschraubkörper Messing Vernickelt 11 Entriegelungshülse Messing Vernickelt 12 Stecker Stahl	
Matériaux et Composants	FR	Materiales y Componentes	ES	Materialis e Componentes	PT
1 Corps: Laiton Nickelé 2 Bille: Acier Inoxydable AISI 420 3 Ressort de Bague: Acier Inoxydable AISI 302 4 Bague: Acier Inoxydable AISI 303 5 Joint Torique en NBR 6 Clapet: Laiton Nickelé 7 Joint Torique en NBR 8 Ressort de Clapet: Acier Inoxydable AISI 302 9 Joint Torique en NBR 10 Corps: Laiton Nickelé 11 Bague: Laiton Nickelé 12 Embout: Acier		1 Cuerpo en latón niquelado 2 Esfera en acero AISI 420 3 Muelle tuerca en acero AISI 302 4 Anillo guía enchufe en latón niquelado 5 Junta tórica en NBR 6 Obturador en latón niquelado 7 Junta tórica en NBR 8 Muelle obturador en acero AISI 302 9 O-Ring hilo NBR ataque final 10 Conexión terminal en latón niquelado 11 Tuerca en latón niquelado 12 Adaptador en acero		1 Corpo em latão niquelado 2 Esfera em aço AISI 420 3 Mola de porca em aço AISI 302 4 Anel guia do plug em latão niquelado 5 Vedação O-Ring em NBR 6 Obturador em latão niquelado 7 Vedação O-Ring em NBR 8 Mola do obturador em aço AISI 302 9 O-Ring NBR fio ataque final 10 Conexão terminal em latão niquelado 11 Porca em latão niquelado 12 Plug em aço	



**Pressione d'esercizio**

- Working Pressures
- Betriebsdruck
- Pression de service
- Presión de Ejercicio
- Pressão de Trabalho

**0 bar**  
**25 bar**



**Max pressione statica (no pulsazioni)**

- Maximum static pressure (no pulsations)
- Maximaler statischer Betriebsdruck (ohne pulsations)
- Pression statique maximale (sans pulsation)
- Presión estática máxima (sin pulsaciones)
- Pressão estática máxima (sem pulsações)

**35 bar**



**Temperature**

- Temperatures
- Temperatur
- Températures
- Temperaturas
- Temperaturas

**- 20 °C**  
**+ 80 °C**

- Con O-ring in FKM
- With FKM O-ring
- Mit O-ring in FKM
- Avec joints en FKM
- Con junta tórica en FKM
- Com O-ring em FKM

**- 10 °C**  
**+ 200 °C**



**Fluidi compatibili**

Aria compressa

Fluids  
Compressed air

Geeignete Medien  
Druckluft

Fluides compatibles  
Air comprimé

Fluidos compatibles  
Aire comprimido

Fluidos compatíveis  
Ar comprimido

Per altri fluidi, consultare l'ufficio tecnico Aignep.  
For other fluids, consult the technical department Aignep.  
Für andere Flüssigkeiten, kontaktieren Sie uns.  
Pour d'autres fluides, veuillez nous consulter.  
Para otros fluidos póngase en contacto con el departamento técnico Aignep.  
Para outros fluidos consulte o departamento técnico da Aignep.



**Portata**

NI/min

- Flow Rate
- Durchflusswerte
- Débit
- Caudal de Flujo
- Vazão

6 bar Δ 1	6 bar Δ 0.5	6 bar *
1350	1050	2050

\* Scarico libero - Exhaust Free - Kostenlose Auspuff - Échappement libre - Escape Libre - Descarga livre.



**Filettatura**

IT

**Threads**

GB

**Gewindearten**

DE

Gas cilindrica conforme ISO 228 Classe A.

Parallel gas in conformity with ISO 228 Class A.

Zylindrisches Gewinde nach Norm ISO 228 Classe A.

**Filetages**

FR

**Roscas**

ES

**Roscas**

PT

Filetage cylindrique conforme: ISO 228 Class A.

Gas cilíndrica conforme ISO 228 Clase A.

Gas paralela conforme ISO 228 Classe A.

**401**

**PRESA MASCHIO**

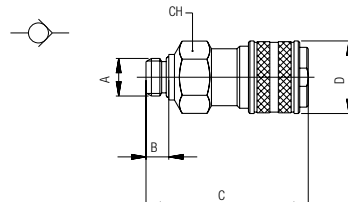
MALE SOCKET

VERSCHLUSS-KUPPLUNG MIT AUSSENGEWINDE

COUPLEUR MÂLE

ENCHUFE MACHO

SOQUETE COM ROSCA MACHO



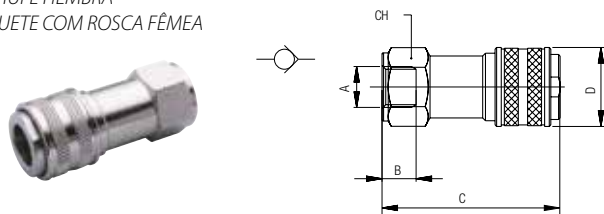
Code	A	B	C	D	CH	Pack.
00401 00 001	1/4	8	57	25.5	22	10
00401 00 002	3/8	9	58	25.5	22	10
00401 00 003	1/2	10	58	25.5	25	10



## 402

### PRESA FEMMINA

FEMALE SOCKET  
 VERSCHLUSS-KUPPLUNG MIT INNENGEWINDE  
 COUPLEUR FEMELLE  
 ENCHUFE HEMBRA  
 SOQUETE COM ROSCA FÊMEA

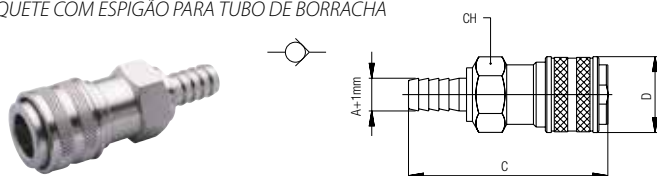


Code	A	B	C	D	CH	Pack.
00402 00 001	1/4	11	57.5	25.5	22	10
00402 00 002	3/8	12	58.5	25.5	22	10
00402 00 003	1/2	15	61.5	25.5	24	10

## 405

### PRESA CON PORTAGOMMA A RESCA

SOCKET WITH REST FOR RUBBER HOSE  
 VERSCHLUSS-KUPPLUNG MIT SCHLAUCHTÜLLE  
 COUPLEUR À DOUILLE ANNELÉE POUR TUBE  
 ENCHUFE EPIGA  
 SOQUETE COM EPIGÃO PARA TUBO DE BORRACHA

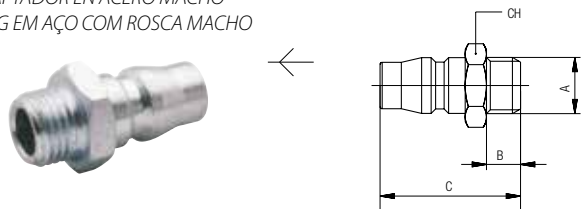


Code	A	C	D	CH	Pack.
00405 00 002	8	67	25.5	22	10
00405 00 003	10	67	25.5	22	10
00405 00 004	12	67	25.5	22	10

## 501AC

### INNESTO IN ACCIAIO MASCHIO

STEEL MALE PLUG  
 STECKER MIT AUSSENGEWINDE AUS STAHL  
 EMBOUT MÂLE EN ACIER  
 ADAPTADOR EN ACERO MACHO  
 PLUG EM AÇO COM ROSCA MACHO



Code	A	C	D	CH	Pack.
501AC 00 51 03 ZI	1/4	8	33	17	10
501AC 00 51 04 ZI	3/8	9	34	19	10
501AC 00 51 05 ZI	1/2	10	35.5	24	10

Acciaio Indurito  
 Hardened Steel  
 Gehärtetem Stahl  
 Acier Trempé  
 Acero Curtido  
 Aço Endurecido

## 502AC

### INNESTO IN ACCIAIO FEMMINA

STEEL FEMALE PLUG  
 STECKER MIT INNENGEWINDE AUS STAHL  
 EMBOUT FEMELLE EN ACIER  
 ADAPTADOR EN ACERO HEMBRA  
 PLUG EM AÇO COM ROSCA FÊMEA



Code	A	C	D	CH	Pack.
502AC 00 51 03 ZI	1/4	11	33	17	10
502AC 00 51 04 ZI	3/8	12	33.5	19	10
502AC 00 51 05 ZI	1/2	15	37	24	10

Acciaio Indurito  
 Hardened Steel  
 Gehärtetem Stahl  
 Acier Trempé  
 Acero Curtido  
 Aço Endurecido

## 505AC

### INNESTO IN ACCIAIO CON PORTAGOMMA A RESCA

STEEL PLUG WITH REST FOR RUBBER HOSE  
 STECKER MIT SCHLAUCHTÜLLE AUS STAHL  
 EMBOUT À DOUILLE ANNELÉE POUR TUBE EN ACIER  
 ADAPTADOR EN ACERO EPIGA  
 PLUG EM AÇO COM EPIGÃO PARA TUBO DE BORRACHA



Code	A	C	D	Pack.
505AC 00 51 X7 ZI	8	39.5	13	10
505AC 00 51 X9 ZI	10	42.5	14	10
505AC 00 51 Y1 ZI	12	42.5	16	10

Acciaio Indurito  
 Hardened Steel  
 Gehärtetem Stahl  
 Acier Trempé  
 Acero Curtido  
 Aço Endurecido